


# NATIONAL

CUSTOM HOLLOW METAL DOORS & FRAMES

501-372-3441 1-800-334-3070  
 P.O. Box 428 - Little Rock, AR 72203-0428  
 NCHMetal.com DefendDoor.com  
 Fax: 501-375-3070

Purchase Order No. \_\_\_\_\_  
 Quote No. \_\_\_\_\_



Page 1 of 1  
 Job Name: \_\_\_\_\_

### Frame Order/Quote Form

Date: \_\_\_\_\_ Contact Name: \_\_\_\_\_  
 Company Name: \_\_\_\_\_  
 Ship to: \_\_\_\_\_  
 Phone Number: \_\_\_\_\_ FAX Number: \_\_\_\_\_  
 Lead Time: \_\_\_\_\_ Circle: 1 2 3 4 5 6 7 8 9 10 (Days) 3 or 4 Weeks

### Profile Description

### Frame Detail/Door Size

### Hardware Required

### Other

Item Number	Quantity	Profile Type	Jamb Depth	Throat Size	Jamb Face	Head Face	Width (I.D.)	Height (I.D.)	Gauge	Material Galv/S.S.	Hand	Closer Reinf.	Hinge	Strike	Hardware Location	Anchors	KDg (w/Gussets)	KD to Weld	Face Welded	Continuous Weld	20 Min UL	Regular UL	Unit Cost
1							FT IN	FT IN															
2																							
3																							
4																							
5																							
6																							

Special Instructions:	Strike Preps (*Template Required)	Hardware Locations	Anchors
	A. 4 7/8" ASA B. Blank C. 4 7/8" ASA and Deadlock Strike D. 4 7/8" ASA and (3) Deadlock Strikes E. 2 3/4" w/lip for 1 3/4" Door Frame F. 2 3/4" w/o lip for 1 3/4" Door Frame G. 1 1/8" x 3 1/2" Deadlock Strike H. Other	A = Amweld C = Ceo F = Fenestra R = Republic OR = Old Republic X = Special E = 5 - 10 - Equal	A = Metal Stud B = Wood Stud C = Existing Opening D = EO Countersunk E = Comp Anchor/Strap F = Comp Anchor/Dimple N = No Floor/No Jamb

Special Instructions	Strike Preps (*Template Required)	Hardware Locations	Anchors
	A. 4 1/2" SW B. 4 1/2" HW C. 5" SW D. 5" HW E. 3 1/2" SW F. Continuous Hinge on Face G. Continuous Hinge on Rabbet H. Other	I. Electric Strike * J. Deadlock K. Manual FB for Equal Pair L. Manual FB for Un-Equal Pair M. Auto FB for Equal Pair * N. Auto FB for Un-Equal Pair * O. CVR Prep P. SVR Reinforcement	G = Welded Masonry H = Loose Masonry I = Adj Floor Anchor J = No Jamb MP = Mult-Purpose W = Wire Anchors S = Special Anchors

Sub Total = \$0.00 Estimated Freight =

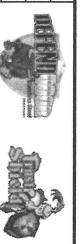
I APPROVE THIS ORDER TO BE MADE TO THE SPECIFICATIONS LISTED ON THIS FORM:  
 Signature: \_\_\_\_\_  
 NCHM Quality Control will check each frame and component part to assure we have filled your order properly. However, final responsibility that the material purchased is correct will be with the purchaser. We will correct any error on our part immediately. If the material is sent to and/or installed at the job site wrong, the purchaser accepts all responsibility.

# NATIONAL

CUSTOM HOLLOW METAL DOORS & FRAMES

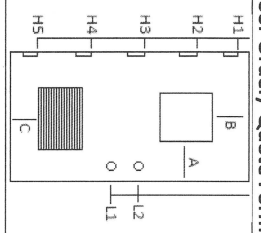
PH: 501-372-3441  
 P.O. Box 428 - Little Rock, AR 72203-0428  
 NCHMetal.com  
 DefendDoor.com  
 Fax: 501-375-3070

Purchase Order No.  
 Quote No.



Page 1 of 1  
 Job Name:

Date Submitted:	Door Order / Quote Form
Contact Name:	
Company Name:	
Ship to Address:	
Phone #	
FAX #	
Lead Time:	Circle: 1 2 3 4 5 6 7 8 9 10 (Days) 3 or 4 Weeks



Door Style / Material Description	Door Size	Door Construction	Door Style	Thickness	Undercut	Handing	Hinge	Lock/Strike	Core Type	Lead Thickness	Fire Rating	Hardware Locations	Edge Construction	Closer Reinforcement	Astragal	Unit Cost
-----------------------------------	-----------	-------------------	------------	-----------	----------	---------	-------	-------------	-----------	----------------	-------------	--------------------	-------------------	----------------------	----------	-----------

1	Item Number	Quantity	Gauge	Material: A60 Galv	Material: 304 / 316 S.S.	S.S. Finish: 2B or #4	Opening Width	Opening Height	Net Width	Net Height	Door Style	Thickness	Undercut	Handing	Hinge	Lock/Strike	Core Type	Lead Thickness	Fire Rating	Hardware Locations	Edge Construction	Closer Reinforcement	Astragal	Unit Cost
2	Special Instructions:																							
3	Special Instructions																							
4	Special Instructions																							
5	Special Instructions																							
6	Special Instructions																							
Sub Total = \$0.00																								

Hinge Preps (*Template Required)	Lock/Strike Preps (*Template Required)	Core Type	GK/Louwer C.O. Loc.	Hardware Locations	Edge Construction	Special Locations
A. 4 1/2" SW B. 4 1/2" HW C. 5" SW D. 5" HW E. 3 1/2" SW F. Pivots* G. Continuous Hinge on Edge* H. Continuous Hinge on Face*	A. 161 B. Push/Pull C. 161 w/161 DL D. 161 w/(3) 161 DL	A. PolyCore B. Steel Stiff. C. Honeycomb	A. B. C.	A = Annweld C = Ceco F = Fenestra R = Republic S = Steelcraft DKS = DKS E = 5-10-Equal OR = Old Republic	A. Exposed Seam B. Seamless Edges C. Exp Seam w/Flush Top Cap D. 3 Sided Seamless (Top) E. 4 Sided Seamless Astragal B. Z Astragal	L1. L2. H1. H2. H3. H4. H5.
I. Elec. Hinge* J. Invisible* K. 4" SW L. 4" HW M. Anchor* N. Other* O. Other*	I. Panic Remf. J. ASA K. ASA x FB L. ASA x DL M. T/B FB Only N. ASA x Surf. Bolt O. Surf. Bolt P. Surf. Mnt Strike	A. 1/32" B. 1/16" C. 1/8" D. 1/4"	A. B. C. D.	Z = Deansteel M = Mesker K = Kewanee U = Curries P = Pioneer D = Premier X = Special		

I APPROVE THIS ORDER TO BE MADE TO THE SPECIFICATIONS LISTED ON THIS FORM:

Signature: \_\_\_\_\_

NCHM Quality Control will check each door and component part to assure we have filled your order properly. However, final responsibility that the material purchased is correct will be with the purchaser. We will correct any error on our part immediately. If the material is sent to and/or installed at the job site wrong, the purchaser accepts all responsibility.